

PRELIMINARY DATASHEET



## Features :

- Switching topology : PWM based IGBT switching
- Fault correction time : 20msec
- Chopping frequency : 16 to 20 kHz
- Auto/ Manual bypass switch
- LED indications : Overload, Overvoltage, Undervoltage, Overcurrent
- Mitigate voltage sags in accordance to IEC 61000-4-11 standards
- No battery or any other storage components required

## Input specification

Nominal input voltage	400V AC
Input voltage range	320 - 480V
Operating frequency	47-65 Hz
Maximum rated input current	42A
Input MCB rating	50A, 3 Pole, MCB
Input connection	Terminal block [R, Y, B, N and E]
Input wire size	10 sq.mm (AWG 8)
Relaxed operating voltage for $\pm 10\%$ compensation	277 - 520V AC

## Performance

Eliminates voltage sags	Upto 50V (22 % considering 230V nominal)
Swell compensation	Upto 50V (20% considering 230V nominal)
Compensation irrespective of phase	Correct all three phases
Cooling method	Fan cooling
Compensation of depth & long disturbances	Continuous correction possible (24x7)

## Output specification

Nominal output voltage	400V AC
Output voltage range	400V AC Ph-Ph and 220-230-240V Ph-Neutral (Selectable)
Power efficiency	Typically over 97% (with 20 to 100% load conditions)
Correction initiation	Less than 20 msec
Technology	PWM based IGBT switching
Maximum rated output current	33A per phase
Voltage compensation	Up to 50V
Voltage regulation	$\pm 1\%$
Output connection	Terminal block [L1, L2, L3, N and E]
Load Bypass	Auto/ Manual

## Display option

7 Segment LED display	Regular input and output
Bar graph LED	Load indication with resolution of 10%
LED indication	Overload, Overvoltage, Undervoltage, Overcurrent
Buzzer indication	Power on, overload, overvoltage, undervoltage, overcurrent

## Power specifications

Capacity in kVA	22.5kVA
Power consumption	300VA

## Mechanical properties

Dimensions (In mm)	643 (H) x 470(W) x 780(D)mm approx.
Weight	100 kg approx.
Mounting	4 High Quality Castor wheels

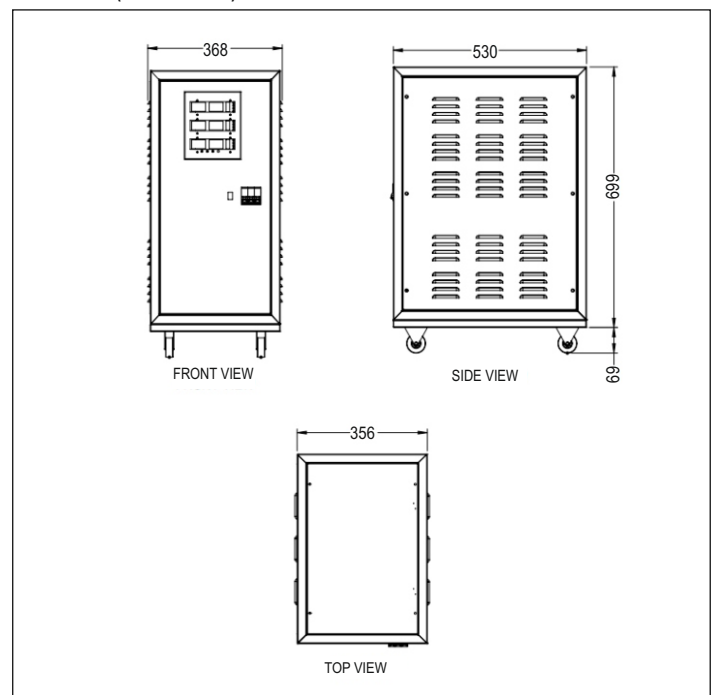
## Protection functions

Input protection	Line overcurrent, overvoltage, undervoltage
Output protection	Overload, Over current trip

## Environment conditions

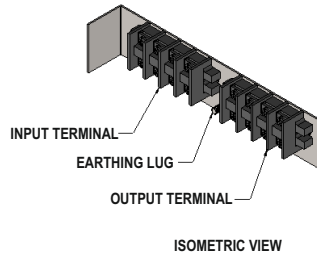
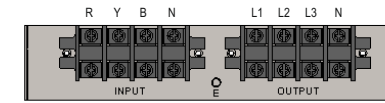
Ambient temp.	0 - 50°C, 10 to 90% RH non-condensing
Protection class	IP20

## Dimensions (All are in mm)



## Terminal connections

SINE-3P-22.5-340-480V



## Ordering information

Product code	Certification
SINE-3P-22.5-340/480V	---

**SINE - 3P - 22.5 - 340 / 480V**

